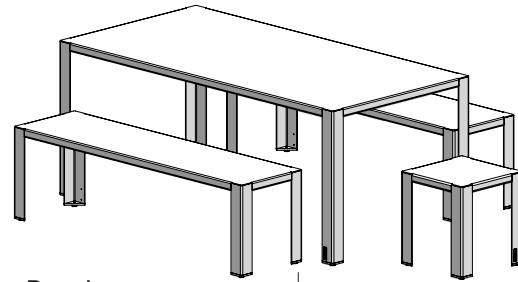
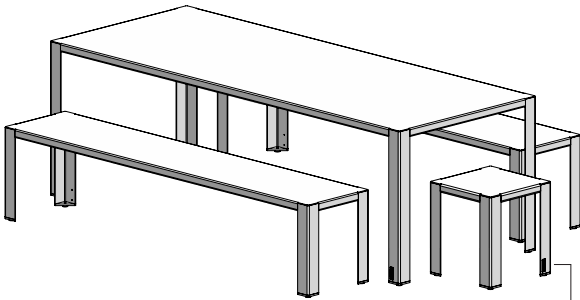


Jennifer Newman | Angle table, bench and stool indoor/outdoor use

All-welded, no assembly required

Table (seats 10 including stools)
2300w x 900d x 750h mm
Weight 30 kg

Table (seats 8 including stools)
1800w x 900d x 750h mm
Weight 25 kg



Bench
2000w x 400d x 450h mm

Stool
400w x 400d x 450h mm

Bench
1500w x 400d x 450h mm

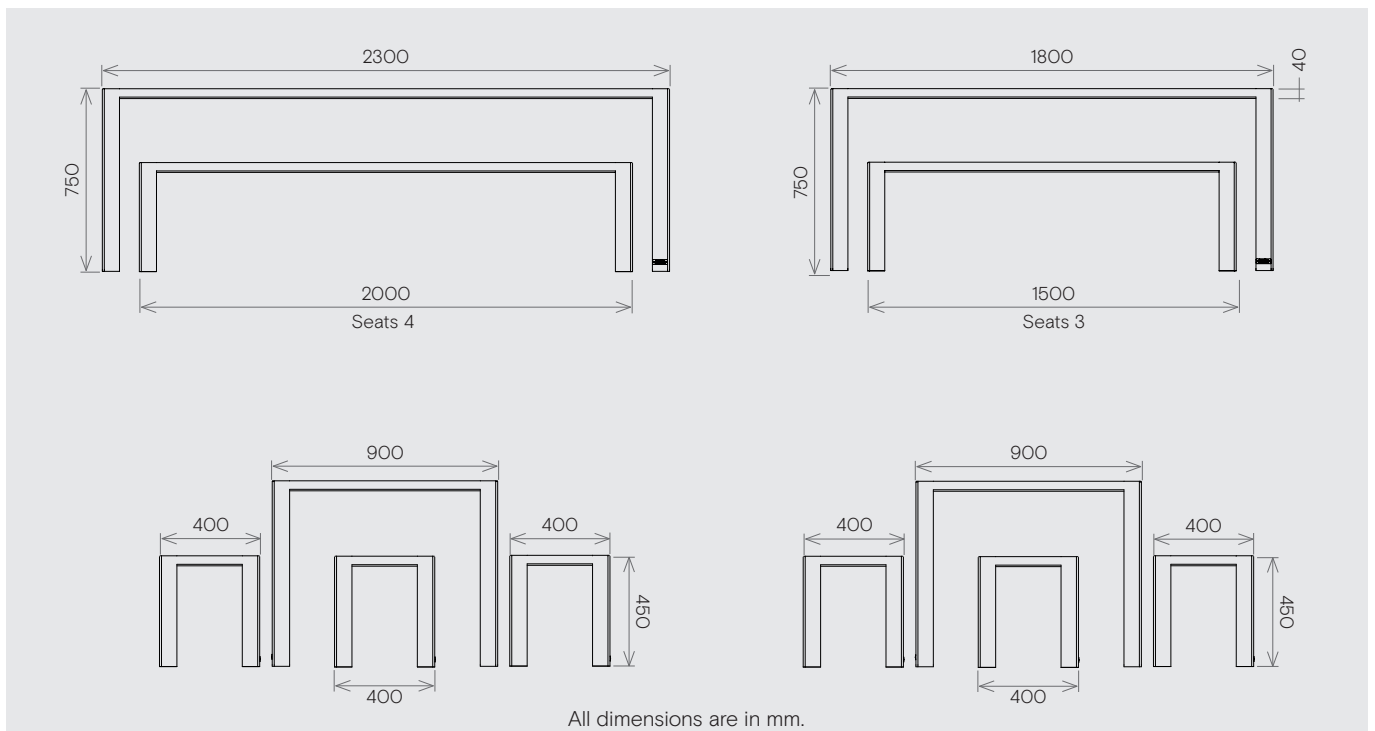
Stool
400w x 400d x 450h mm

Weight 10 kg

Weight 7 kg

Weight 15 kg

Weight 7 kg



Fine texture powder-coat finish providing:

- High resistance to wear-and-tear
- Low-glare reflection
- Long life durability
- Ease of cleaning
- Low maintenance
- Anti-bacterial and Volatile-Organic-Compound free.

Other benefits and features:

- Aluminium for long-life, will not rust.
- Wheelchair access at each end.
- Parasol hole option (50mm dia).
- Foot plate holes if needed to bolt down.
- 12 standard colours, others on request (see separate reference sheet).